

# Manchester Microscopical & Natural History Society

*Established 1880*



Meetings – Events – Library – Booklets – Slides - Web



John Benjamin Dancer (1812-1887)  
Manchester microscopist, inventor  
and microphotographer


The Society was founded over 140 years ago to provide for the pursuits of those interested in microscopy and natural history. Today it provides regular meetings or outreach events where talks are given by amateurs or professionals and members can provide exhibits, exchange gossip, just keep in touch, use the library or buy small goods. We have also produced a yearly Newsletter (Micro Miscellanea), the occasional book or booklet on hints and tips or items of local historical interest, and an Internet site. Currently ~ 100 members. Membership £10



Dancer microscope c1855



Blood Smear - differential  
interference contrast microscopy




MMS Booklet (1991)



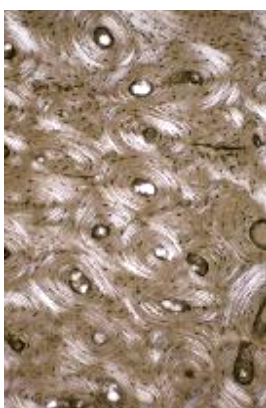
Slide



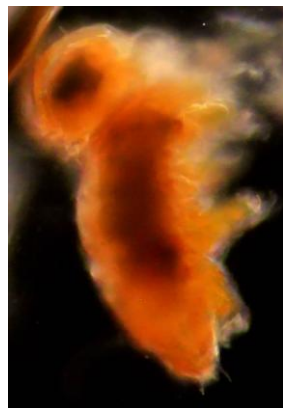
Newsletter



Diatom arrangement  
Kemp c1980



Bone - silver stain and polarised  
microscopy



Water Bear (Tardigrade)  
Darkfield microscopy



Members at MMS Meeting

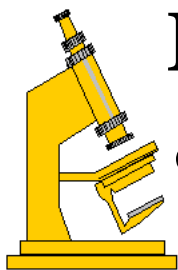


Crystals - polarising microscopy  
with quarter waveplate

Internet: [www.manchestermicroscopical.org.uk](http://www.manchestermicroscopical.org.uk)

Contacts: President – Mike Mahon 07960 367431  
mahonmike@hotmail.co.uk

Mem. Secretary – Derek Haworth 01254 702454  
derekhaworth200@gmail.com



# Manchester Microscopical & Natural History Society

*Established 1880*



---

## **2024-2025 145<sup>th</sup> Season – Programme**

*(Updates: see [www.manchestermicroscopical.org.uk](http://www.manchestermicroscopical.org.uk))*

---

### **2024 October 26<sup>th</sup> (Saturday 10.30am-3pm)\***

- Talks, Demos, Gossip, Books, Sales
- Tour of University Bioimaging/EM Facility (Peter March)
- Microscopy of Blood (Mike Mahon)

### **2024 November 23<sup>rd</sup> (Saturday 10.30am-3pm)\***

- Talks, Demos, Gossip, Books, Sales
- Phase Contrast Microscopy (Mike Mahon)
- Gibson Slide Collection: Health Museum (Dave Sigee)

### **2025 February 22<sup>nd</sup> (Saturday 10.30am-3pm)\***

- Talks, Demos, Gossip, Books, Sales
- Measurement in Microscopy: Morphometry & Stereology
- Making Slides for Low Power Microscopy (Steve Dawson)

### **2025 March 20<sup>th</sup> (Thursday 7pm-9.15pm)\***

- AGM 145 + Talks, Demos, Gossip
- Pollen Slides (John Charlton)

### **2025 April 12<sup>th</sup> Liverpool World Museum (10.30-4pm)**

- World Microscope Day Outreach Event (400 years!)

### **2025 May 17<sup>th</sup> Etherow Park, SK6 5HN (10am-4pm)**

- Special All-Day Event – Demos + Collect & Display

### **2025 July 2<sup>nd</sup> Microscience Microscopy Congress (RMS)**

- MMS members & guests meet-up – Wednesday 11am

\* *Manchester University – Stopford Building, Oxford Rd, M13 9PT*